



Attaching Articles To RefWorks


1. Login to RefWorks.
2. Find article in **Education Research Complete**.

RTI IN A MIDDLE SCHOOL: FINDINGS AND PRACTICAL IMPLICATIONS OF A TIER 2 READING COMPREHENSION STUDY. 

By: Faggella-Luby, Michael; Wardwell, Michelle. Learning Disability Quarterly, Winter2011, Vol. 34 Issue 1, p35-49, 15p, 5 Charts
Subjects: EDUCATIONAL tests & measurements; **LITERACY**; MIDDLE schools; READING; SPECIAL education; TEACHER-student relationships; DATA analysis; TEACHING methods; EDUCATIONAL outcomes; ADOLESCENCE; CONNECTICUT; Elementary and Secondary Schools; Marketing Research and Public Opinion Polling; ANALYSIS of variance; CONFIDENCE intervals; METROPOLITAN areas; SAMPLING (Statistics); STATISTICS

Database: Education Research Complete

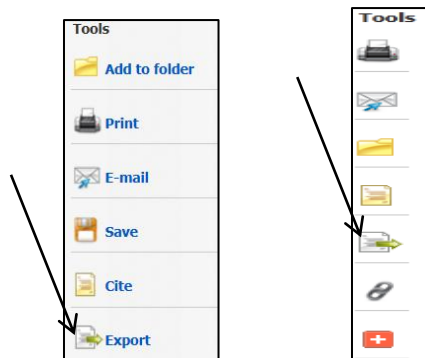
 Add to folder | Cited References: (34)

 PDF Full Text (1.4MB)

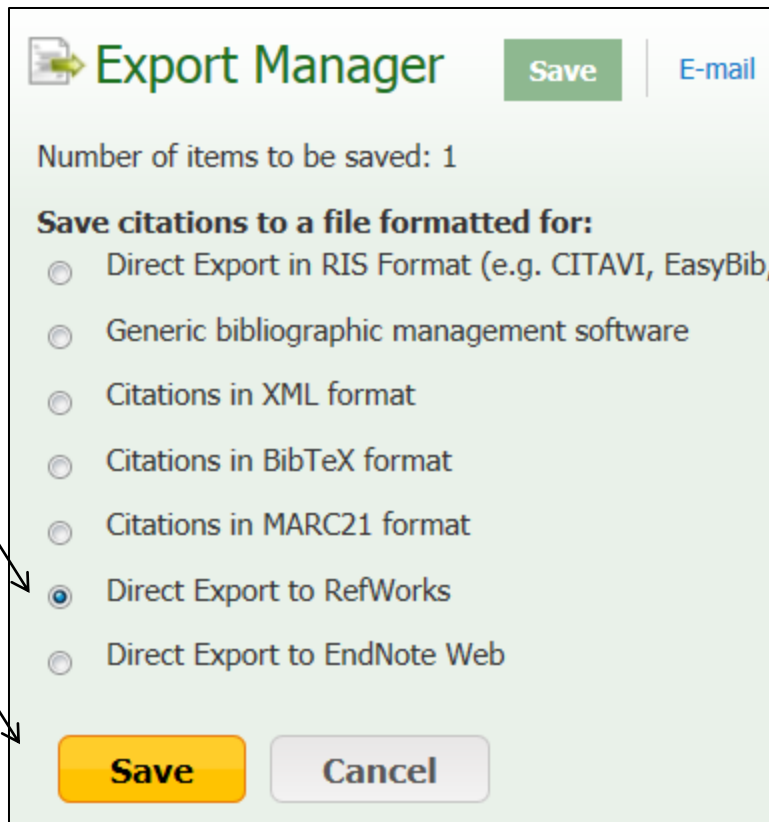
3. Click **PDF Full Text**. Click **Save** (floppy disk symbol). Save article to desktop, jump drive, or another location.



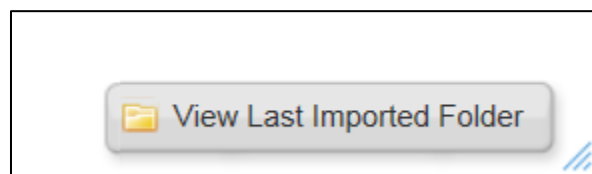
4. On the right side of the article, click **Export**. (You may see either: the word **Export** or the **Export symbol**: paper with green arrow.)



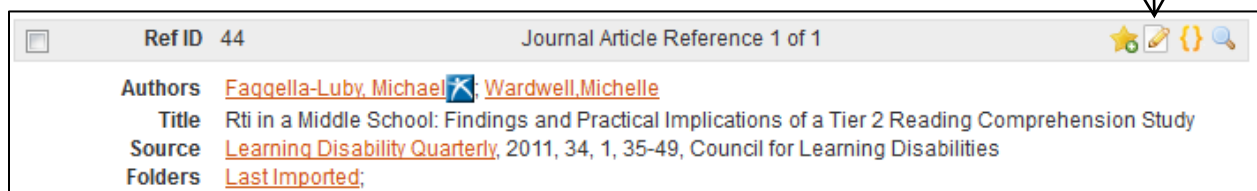
5. Click **Direct Export to RefWorks** (In Education Research Complete), click **Save**.



6. In the lower right corner, click **View Last Imported Folder**.



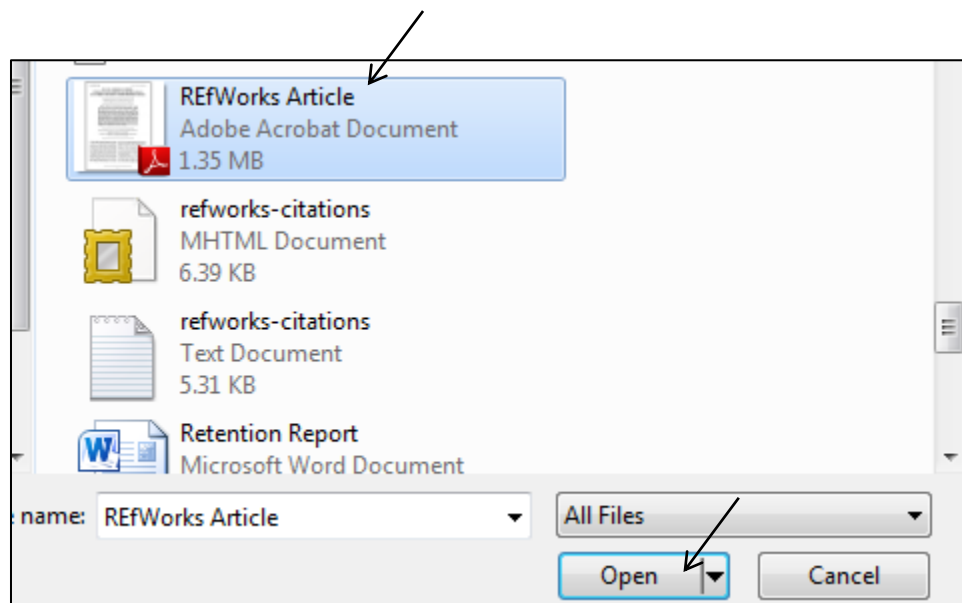
7. Click **Edit** symbol: **paper and pen**.



8. Click **Browse**.

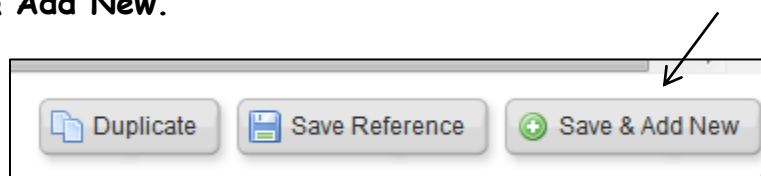


9. Find article on desktop; click **record**.



10. Click **Open**.

11. Click **Save & Add New**.



11. To access article in RefWorks, click the **paper clip** symbol.

